

U.S. Department of Agriculture



2013 Strategic Sustainability Performance Plan

Point of Contact:
Susan Carter
susan.carter@oc.usda.gov
(202) 720-7079

June 21, 2013

TABLE OF CONTENTS

USDA Policy Statement.....	iii
Executive Summary	iv
Goal 1: Greenhouse Gas (GHG) Reduction	2
Goal 2: Sustainable Buildings	7
Goal 3: Fleet Management	11
Goal 4: Water Use Efficiency & Management	15
Goal 5: Pollution Prevention & Waste Reduction	18
Goal 6: Sustainable Acquisition	21
Goal 7: Electronic Stewardship & Data Centers Goal	25
Goal 8: Renewable Energy	30
Goal 9: Climate Change Resilience	33

LIST OF FIGURES

Figure 1-1: Agency Progress toward Scope 1 & 2 GHG Goals	2
Figure 1-2: Agency Progress toward Scope 3 GHG Goal.....	5
Figure 2-1: Agency Progress toward Facility Energy Intensity Reduction Goal	7
Figure 2-2: Agency Progress toward Total Buildings Meeting the Guiding Principles	8
Figure 3-1: Agency Progress toward Fleet Petroleum Use Reduction Goal	12
Figure 3-2: Agency Progress toward Fleet Alternative Fuel Consumption Goal	13
Figure 4-1: Agency Progress toward Potable Water Intensity Reduction Goal.....	16
Figure 6-1: Agency Progress towards Sustainable Acquisition Goal.....	21
Figure 6-2: Federal Procurement Data Systems Standard Reports on Biopreferred Procurement Action	22
Figure 7-1: Agency Progress toward EPEAT, Power Management & End of Life Goals.....	26
Figure 8-1: Agency Renewable Energy Percentage of Total Electricity Usage	30

LIST OF TABLES

Table 1: Agency Size & Scope	1
Table 1-1: Goal 1 Strategies – Scope 1 & 2 GHG Reductions.....	2
Table 1-2: Goal 1 Strategies – Scope 3 GHG Reductions	5
Table 2: Goal 2 Strategies – Sustainable Buildings.....	9
Table 3: Goal 3 Strategies – Fleet Management.....	13
Table 4: Goal 4 Strategies – Water Use Efficiency & Management.....	16
Table 5: Goal 5 Strategies – Pollution Prevention & Waste Reduction	18
Table 6: Goal 6 Strategies – Sustainable Acquisition.....	23
Table 7: Goal 7 Strategies – Electronic Stewardship & Data Centers	27
Table 8: Goal 8 Strategies – Renewable Energy	30
Table 9: Goal 9 Strategies – Climate Change Resilience	33

USDA Policy Statement

This policy statement sets forth USDA's commitment to operate in a sustainable manner and to better understand and address climate change adaptation.

USDA is committed to fostering a clean energy economy and to improving the environment by conducting operations in a sustainable and environmentally responsible manner; complying with applicable statutes, regulations, and Executive Orders; and leading by example by:

- Reducing our reliance on nonrenewable energy by improving energy conservation, increasing efficiency, and promoting renewable energy projects and programs
- Promoting water conservation through identification of water inefficiencies and implementation of water conservation projects
- Implementing sustainable acquisition practices for recycled content, energy efficient, water efficient, non-toxic or less toxic, biobased, and environmentally preferable products and services
- Pursuing waste management strategies that include reducing, reusing, and recycling
- Promoting sound environmental practices for the three life-cycle phases of electronic products
- Supporting green transportation/travel practices that reduce harmful emissions, increasing operational and fuel efficiency, and reducing nonrenewable fuel use
- Planning, locating, designing, constructing, and operating high performance facilities and using regional and site-specific green infrastructure practices
- Continuing implementation and maintenance of environmental management systems at appropriate organizational levels
- Engaging employees, stakeholders, and the public in our environmental commitment

Through adaptation planning, USDA will identify how climate change is likely to affect its ability to achieve its mission, operations, and policy and program objectives. By integrating climate change adaptation strategies into USDA's programs and operations, USDA will develop, prioritize, implement, and evaluate actions to minimize climate risks and exploit new opportunities that climate change may bring. USDA will continue to coordinate with other Federal government efforts on climate change adaptation issues. USDA will also identify a process for sharing climate change adaptation planning information throughout the Department and with the public.



Robin E. Heard
USDA Senior Sustainability Officer

2013 USDA SUSTAINABILITY PLAN EXECUTIVE SUMMARY

Section 8 of Executive Order 13514, *Federal Leadership in Environmental, Energy, and Economic Performance*, requires Federal agencies to develop, implement, and annually update a multi-year Strategic Sustainability Performance Plan (SSPP). USDA submitted its first SSPP to the White House in June 2010. This document presents an overview of the third annual update to the Plan.

SECTION 1: VISION AND STRATEGY

USDA is committed to fostering a clean energy economy and to improving the environment by conducting operations in a sustainable and environmentally responsible manner, complying with environmental laws and regulations, and leading by example. USDA's sustainable operations program includes all of the key sustainable practices that E.O. 13514 addresses.

USDA's programs touch almost every American every day. In response to the growing concerns about climate change, greenhouse gases, and depleting natural resources, USDA's mission is designed to create opportunities for farmers, ranchers, forest landowners, public land managers, and families in rural communities. USDA helps these stakeholders generate prosperity in innovative, sustainable ways while conserving the Nation's natural resources and preventing pollution.

In order to fulfill its mission of providing leadership on food, agriculture, natural resources, rural development, nutrition, and related issues, USDA focuses on the future. USDA recognizes the significance of global climate change and utilizes this knowledge to create and maintain conditions under which humans and nature can exist in productive harmony.

SECTION 2: LEADERSHIP AND IMPLEMENTATION

The Department formed a Sustainable Operations Council (SOC) to provide executive leadership in implementing this Plan and other E.O. 13514 and E.O. 13423 requirements. SOC objectives include continuing senior management involvement, establishing clear goals and objectives, and developing and implementing policies that result in environmentally-friendly, energy-efficient, and, economically-sound operations at USDA. The SOC reviewed and approved this Plan prior to its submission to the White House Council on Environmental Quality (CEQ) and the Office of Management and Budget (OMB).

The USDA Deputy Assistant Secretary for Departmental Management serves as Chair of the SOC as well as the Department's Senior Sustainability Officer (SSO). The SOC, depicted in Figure 1, is comprised of representatives from the USDA Mission Areas, the Office of Procurement and Property Management, the Office of Operations, the Global Change Program Office, the Office of Budget and Program Analysis (OBPA), the Office of the Chief Information Officer (OCIO), the Office of the Chief Financial Officer (OCFO), and the Office of the General Counsel (OGC).

Four working groups support the SOC by developing guidance, policies, and tools to assist in implementing E.O. 13514 and E.O. 13423. The four working groups, Environmental Management, Facilities, Transportation, and Green Purchasing are shown in Figure 1.

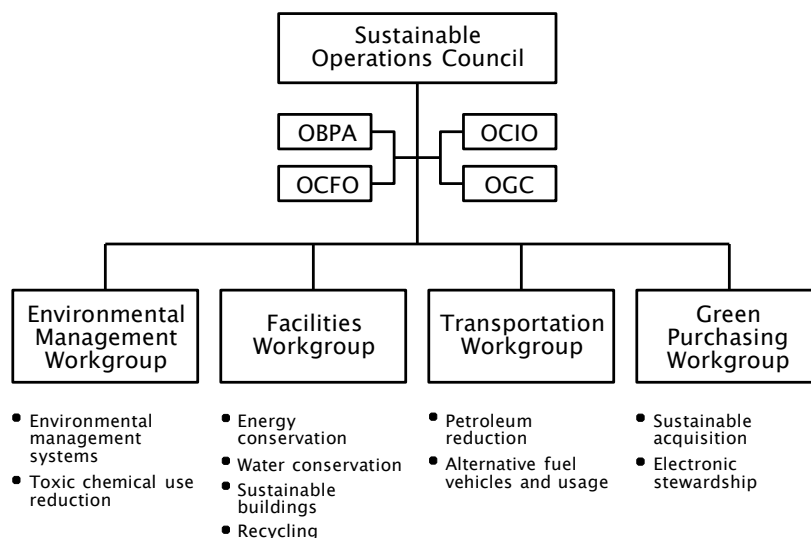
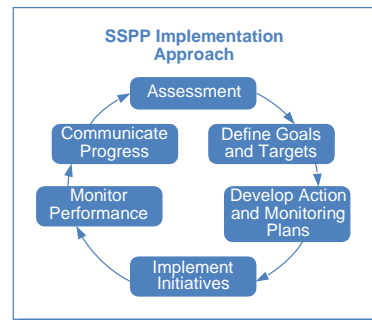


Figure 1: U.S. Department of Agriculture Sustainable Operations Council

USDA approaches sustainability in an organized “management system” manner, illustrated in Figure 2. This system, led by the SOC, provides for leadership involvement while creating opportunities for employee and USDA agency participation, with an overall goal of continual improvement.

Figure 2: Sustainability Implementation



SECTION 3: PERFORMANCE REVIEW

Our sustainability goals align the Department’s overarching objectives for sustainability with USDA’s Strategic Plan. The goals provide annual targets, strategies, and initiatives for achieving E.O. 13514’s goals for 2015 and 2020. Moreover, our goals help to integrate all statutory and Executive Order requirements into a single implementation framework for advancing sustainability practices together with existing mission and management objectives. In targeting and achieving our goals, we have made the best use of existing and available resources and have maintained consistency with available FY 2013 resources. Our sustainability goals also include methods for obtaining data needed to measure progress, evaluate results, and improve performance.

USDA is actively pursuing environmentally sound practices to advance sustainability and reduce greenhouse gas emissions. The Department is committed to leading by example in sustainable operations. Examples of recent accomplishments include:

- Earning “green” scores on five of the seven scoring elements on the OMB Sustainability/Energy Management Scorecard for 2012

- Continuing to utilize environmental management systems (EMS) at 119 facilities and one multi-site EMS (addressing 142 additional facilities) to ensure environmental compliance and progress on sustainability goals
- Initiating a voluntary labeling program in February 2011 under USDA's BioPreferred® program. The Department issued over 900 "USDA Certified Biobased Product" labels by January 2013
- Designating 97 biobased product categories to date—representing over 10,000 individual products—for preferred Federal purchase

Existing Department budget line items do not explicitly address sustainability; however, in many cases, sustainability is already an integral part of USDA operations based on Departmental policy, guidance, and direction. Over time, the Department will emphasize sustainability project return on investment to a greater extent than currently occurs when establishing project funding priorities.

The following strategies have been critical to the success of integrating sustainability goals into USDA operations:

- **Attain support of senior leadership and management.** The SOC provides leadership to USDA agencies in conducting their environmental, energy, and transportation-related activities, which has resulted in economically, integrated, continuously improving, and sustainable operations of USDA.
- **Emphasize the role of employees at the office and at home to help achieve and promote energy efficiency/sustainability.** USDA energy managers found that employees in the Headquarters Complex were able to reduce electricity use by 9,000 kilowatt-hours in a 24 hour period during the work week; and by 24,000 kilowatt-hours over the weekend during the "USDA Unplugged" challenge.
- **Include energy efficient/sustainable practices and concepts at the beginning stages of facilities-related projects, activities, or initiatives.** While it is never too late to make better choices, the cost of shifting to greener design alternatives will increase over time.
- **Facilitate cross-competency and interagency communication.** Effective communications not only facilitates better problem solving, sound decision making, and enhanced teamwork, but also helps to secure resources and avoid misunderstandings.
- **Integrate goals into policy, direction, and guidance documents.** Goal integration helps to better document sustainability requirements and ensure alignment and consistency with leadership's priorities.

The performance review and implementation status of USDA's sustainability practice goals are summarized below:

Goal 1: Greenhouse Gas (GHG) Reduction

USDA established a Scope 1 and 2 GHG emissions reduction target of 21 percent by FY 2020, compared to the FY 2008 base year. USDA did not achieve its Scope 1 and 2 GHG emissions reductions target for FY 2012 due to increases in the consumption of fleet-related petroleum fuel use in previous years. In addition to reducing GHG emissions from fleet vehicles (discussed under Goal 3), USDA will continue the following actions to reduce Scope 1 and 2 GHG emissions:

- Ensure that all major renovations and new building designs are 30 percent more efficient than applicable code
- Implement for EISA 432-covered facilities all lifecycle cost effective energy conservation measures identified
- Employ operations and management best practices for energy consuming and emission generating equipment
- Install building utility meters and benchmark performance to track energy and continuously optimize performance

In FY 2010, USDA established a Scope 3 GHG emissions reduction target of seven percent reduction in FY 2020, compared to the FY 2008 base year. In FY 2012, USDA achieved a 17.9 percent reduction in Scope 3 GHG emissions. USDA will continue to focus on reducing emissions from employee travel, contracted waste disposal (i.e., solid waste disposal and wastewater treatment), and transmission and distribution losses from purchased electricity.

Goal 2: Sustainable Buildings

USDA is on track to meet the mandates for FY 2015 including the statutory requirement to reduce facility energy intensity by 30 percent and the executive order goal to have 15 percent of existing building inventory be evaluated as sustainable. USDA has assessed over three quarters of all buildings larger than 5,000 gross square feet, and reports that 11 percent of Departmental real property assets are sustainable.

In FY 2013 and FY 2014, USDA is making progress in designing, locating, constructing, maintaining, and operating its buildings in an energy efficient and sustainable manner consistent with mission. The Department, for both owned and leased facilities:

- Constructs buildings to meet the Guiding Principles for Federal Leadership in High Performance and Sustainable Buildings
- Upgrades space to reduce energy use, in keeping with energy conservation strategies
- Incorporates sustainable siting into USDA-wide and agency policies, consistent with Council on Environmental Quality Sustainable Locations for Federal Facilities
- Consistent with USDA policy as described in greater detail under Goal 2 Strategies, uses domestic wood and wood products as a preferred sustainable construction material, other sustainable materials, fixtures, systems, and equipment in the existing building stock

- Employs sustainable acquisition practices, along with other specific green building measures
- Practices sustainable operations and maintenance

USDA, in fulfilling its role in natural resources conservation, works with regional and local communities to protect and conserve the nation's natural resources. USDA FY 2013 and 2014 initiatives include:

- Leveraging partnerships to achieve collaborative solutions to environmental problems
- Providing conservation assistance in regional watershed conservation initiatives
- Addressing priority natural resources concerns within geographic focus areas

Goal 3: Fleet Management

USDA owns and operates over 42,000 vehicles, mostly light trucks and sedans, located in cities, rural communities, and National Forests all across the country. These vehicles support the Department's extensive and varied missions, including food safety inspections, agricultural research, fire suppression, and law enforcement. The complexity of USDA mission requirements and the overall size and nationwide dispersion of the fleet make meeting and striving to exceed Federal target goals a challenging effort that requires the commitment of all USDA agency fleet managers.

In FY 2012, USDA realized a four percent reduction in overall vehicle inventory and the acquisitions of new vehicles. In addition, the percentage of alternatively-fueled vehicles continued to trend upward as USDA met its goal to have 75 percent of its covered light-duty vehicles acquired be alternatively-fueled vehicles. To achieve optimal fleet composition, USDA will continue to reduce the number of conventional fuel vehicles and increase the percentage of light duty alternative fuel vehicles in its inventory. In addition, agencies will evaluate for potential disposition vehicles that are older, less efficient, high maintenance and/or under-utilized.

Failure to meet USDA targeted goals for reducing fleet petroleum consumption compared to the FY 2005 baseline is due to an overall increase in miles traveled by USDA vehicles to manage increases in mission program delivery, changes in the accounting methods used to estimate fuel usage, and problems with capturing accurate fuel transactional data under the current fleet card program.

The following strategies are being implemented to help reduce fleet petroleum consumption and increase alternative fuel use:

- Optimize/right-size fleet composition
- Reduce miles traveled
- Acquire only highly fuel-efficient, low greenhouse gas-emitting vehicles and alternative fuel vehicles
- Increase utilization of alternative fuel in dual-fuel vehicles

- Transition the fleet card program to improve fuel transactional data
- Use a Fleet Management Information System to track fuel consumption throughout the year for agency-owned, GSA-leased, and commercially-leased vehicles

Goal 4: Water Use Efficiency and Management

USDA and its agencies executed a wide variety of new and ongoing water conserving practices during 2012, including installing water meters, installing low-flow water devices, and utilizing rain sensors and native plant species for landscaping. USDA employed techniques such as leak detection and historical data analysis throughout the Department. USDA continues to operate its Sustainable Landscape Partnership to address sustainable landscaping at facilities within the National Capital Region.

USDA's potable water conservation efforts have reduced use by 12.6 percent in FY 2012, compared to the FY 2007 baseline. Due to the nature of USDA's mission, however, the agricultural water use goal will be more challenging to achieve than the potable water use goal. Also, USDA lacks a department-wide system for tracking water use, and has to rely on cost-based estimates (from water and other utilities object class accounting codes) for reporting. Nevertheless, improved collection methodologies continue to capture better consumption and costs data each year.

USDA will continue to promote water conservation and best management practices by implementing the following strategies:

- Purchase and install water efficient technologies
- Develop and deploy operational controls for leak detection
- Design, install, and maintain landscape to reduce water use
- Design and deploy water closed-loop, capture, recharge, and/or reclamation systems
- Install meters to measure and monitor industrial, landscaping and, agricultural water use

Goal 5: Pollution Prevention and Waste Reduction

USDA commits to continually reduce waste by reducing the use of printed paper, collecting more office recyclables per capita, increasing organics composting, and diverting more construction and demolition waste from landfills by employing best management practices.

In FY 2012, USDA achieved 50 percent waste diversion of non-hazardous solid waste in buildings that have contracted waste removal services. Moreover, USDA is on track to recycle 50 percent of its construction and demolition debris by FY2015. USDA Headquarters achieved an 80 percent recycling rate for construction and demolition debris in FY2012 (35 out of 43 tons recycled.)

Goal 6: Sustainable Acquisition

USDA has an updated Sustainable Procurement Plan and an online sustainable acquisition course. Both of these tools cover all E.O. 13514 categories of green products. USDA revises them periodically as new requirements arise.

USDA has not achieved the target of 95 percent compliance with sustainable acquisition language in applicable contracts but expects to do so by FY 2014. In FY2012 USDA achieved a 77 percent compliance rate. To help achieve compliance, USDA rolled out the online sustainable acquisition course to all procurement officials in FY 2012. In addition, as an outcome of semiannual contract reviews, USDA will continue to alert staff to corrective actions needed to attain compliance.

Goal 7: Electronic Stewardship and Data Centers

USDA has accomplished the electronics stewardship acquisition and end-of-life lifecycle goals of procuring EPEAT-registered products for 95 percent of eligible electronics and handling 100 percent of excess and surplus electronics equipment in an environmentally sound manner.

USDA did not meet the target of 100 percent computer power management (CPM) by FY 2011. USDA has a two-prong approach to achieve that target by FY 2014: (1) accelerate CPM implementation in non-compliant USDA agencies that share common IT management systems following the example of the Service Agencies, which improved from three to 90 percent CPM compliance in the first quarter of FY 2012 and, (2) implement CPM as agencies switch over to Windows 7 operating system. USDA expects to accomplish the switchover from Windows XP to Windows 7 Department-wide by FY 2014.

USDA has identified 4 core data centers and 16 non-core data centers, into which we plan to consolidate all current data centers by FY 2015. Out of the 32 agencies and offices in USDA, 17 have consolidated to core data centers, 12 are underway, and 3 have yet to start the consolidation process. USDA continues expanding shared service, virtualization, and cloud-based services in order to continue reducing data center square footage, number of support personnel, and energy usage. As a result of these best practices, USDA realized an estimated \$13 million in cost avoidance and total savings by the end of FY 2012. USDA expects operating savings of \$76 million over the course of the five-year data center consolidation initiative.

Goal 8: Renewable Energy

At the center of USDA's vision is an effort to increase domestic production and use of renewable energy. In 2012, USDA consumed over 38,000 megawatt-hours of renewable energy, which

translates to enough green power to meet 7.3 percent of the Department's electricity use (including at least 2.5 percent from new renewable sources).

Furthermore, in 2012, the U.S. Environmental Protection Agency (EPA) announced that USDA has improved its ranking to number seven on EPA's list of the largest Federal agency users of green power.

This achievement demonstrates a proactive choice to switch away from traditional sources of electricity generation and support cleaner renewable energy alternatives. The increased purchase further demonstrates USDA's commitment to protecting the environment and expands its role in EPA's Green Power Partnership. Purchasing and generating renewable energy helps USDA become more sustainable, while also sending a message to other Federal agencies that supporting new development of clean renewable energy is a sound business decision and a strategic choice in mitigating climate risk.

USDA has learned that when deciding to use renewable energy, agencies can start with a subset of their facilities and then expand once the benefits of renewable energy become more readily apparent.

USDA will continue to promote the use of renewable energy by implementing the following strategies:

- Purchase renewable energy directly or through Renewable Energy Credits (RECs);
- Install onsite renewable energy on federal sites
- Develop biomass capacity for energy generation
- Utilize performance contracting methodologies for implementing ECMs and increasing renewable energy
- Work with other agencies to create volume discount incentives for increased renewable energy purchases

Goal 9: Climate Change Resiliency

USDA will continue to support activities across government that help its agencies adapt to and become positioned to meet the risks, challenges, and opportunities presented by climate change and variability.

In 2011, USDA issued a Policy Statement on Climate Change Adaptation (Departmental Regulation 1070-001). The Policy Statement and USDA's Climate Change Adaptation Plan (CCAP) will assist USDA in identifying how climate change is likely to affect its ability to achieve mission, operations, policy, and program objectives. Both documents are part of USDA's effort to implement sections of E.O. 13514. Both documents are consistent with the 2010-2015 USDA Strategic Plan and with guidance from the Council on Environmental Quality and the Federal Interagency Climate Change Adaptation Task Force.

Through the adaptation and planning measures described in the DR and CCAP, USDA will:

- Identify how climate change is likely to affect its ability to achieve USDA mission, operations, and policy and program objectives
- Analyze Departmental vulnerabilities to climate change
- Consider potential climate change impacts when undertaking long-term planning exercises, setting priorities for scientific research and investigations, and making decisions affecting agency resources, programs, and operations
- Prioritize actions
- Develop and maintain an adaptation plan for managing the challenges and taking advantage of any opportunities afforded by climate change

SECTION 4: PROGRESS ON ADMINISTRATION PRIORITIES

This section provides an overview of USDA's vision for FY 2013 and beyond regarding Administration priorities and initiatives such as climate change adaptation, fleet management, energy savings projects and performance-based contracting, and biobased purchasing strategies.

Climate Change Adaptation

In FY 2012, USDA prepared its first Climate Change Adaptation Plan and released the plan for public comment. The plan includes eighty-three specific actions that will reduce the vulnerability of the Department to climate change and support USDA stakeholders in planning for changes in climate and increased climate variability. USDA received sixteen sets of comments on the 2012 Climate Change Adaptation Plan. USDA is in the process of addressing these comments and revising the plan for submission in FY 2013. The revised plan will include information on the status of the eighty-three actions identified in the 2012 plan.

Fleet Management Plans

USDA Fleet has worked closely with the General Service Administration (GSA) for the integration of the Federal Fleet Management System (FedFMS). This system will help to quantify measurable GHG emission goals related to the reduction of petroleum-based fuels and the increase of alternative fuels used by its fleet. The USDA fleet card transactional data for fueling and maintenance will be feed directly into FedFMS to assist the agency in determining agency-wide annual fleet strategies and budgets. USDA's vehicle fleet is transitioning to a new fleet card program that will offer higher quality data that will be integrated into a new FMIS for developing more accurate and measurable sustainable goals for each fiscal year.

Energy Savings Projects and Performance-Based Contracting

On December 2, 2011, the President issued a memorandum on Implementation of Energy Savings Projects and Performance-Based Contracting for Energy Savings. The memo states that the Federal government shall enter into a minimum of \$2 billion in performance-based contracts in Federal building energy efficiency by December 2013. In response to the President's

memorandum, USDA has issued Notice of Opportunities for four energy savings projects with a combined estimated value of \$21.5 million. Based on the implementation schedules that USDA developed, all four projects are scheduled to be awarded by the end of FY 2013. These projects are working through detailed facility assessments, contracting negotiations, legal reviews, and agency approvals.

Biobased Purchasing Strategies

The Department's compliance level for including requirements and clauses for biobased products in contracts during the first two quarters of FY 2012 was 71 percent (based on a five percent sample). USDA plans to increase compliance to 85 percent in FY 2013 and achieve the 95 percent sustainability goal established in E.O. 13514 in FY 2014 by:

- Developing and issuing sustainability scorecards for all USDA agencies for which data are available to increase accountability and provide an incentive to improve performance, thus playing an analogous role to higher level sustainability scorecards.
- To bolster the scorecard approach, USDA will also generate and disseminate USDA agency level reports on biobased compliance using data from newly created biobased reporting elements in the Federal Procurement Data System–Next Generation.
- USDA will revitalize its efforts to review and assess solicitation announcements in FedBizOpps. Although the Department has conducted these reviews for a time, we will begin to follow up verbally and in writing with each USDA point of contact for solicitations with missing biobased clauses and language.
- To reward good behavior and encourage others to follow suit, the BioPreferred program will implement its newly established awards program as part of the Secretary's Honor Awards. In future years, USDA will expand the awards program to other Federal agencies and stakeholder groups outside the government.

Table 1: Agency Size & Scope

Agency Size & Scope	FY 2011	FY 2012
Total Number of Employees as Reported in the President's Budget	107,000	103,000
Total Acres of Land Managed	193,064,046	193,117,899
Total Number of Buildings Owned	21,552	21,328
Total Number of Buildings Leased (GSA and Non-GSA Lease)	4,080	4,013
Total Buildings Gross Square Feet (GSF)	69,882,284	70,326,098
Operates in Number of Locations Throughout U.S.	35,950	31,836
Operates in Number of Locations Outside of U.S.	4	4
Total Number of Fleet Vehicles Owned	36,183	35,079
Total Number of Fleet Vehicles Leased	7,155	6,927
Total Number of Exempted-Fleet Vehicles (Tactical, Law Enforcement, Emergency, Etc.)	941	2,495
Total Amount Contracts Awarded as Reported in FPDS (\$Millions)	5,228	5,215

Goal 1: Greenhouse Gas (GHG) Reduction

E.O. 13514 requires each agency establish a Scope 1 & 2 GHG emission reduction target to be achieved by FY 2020. The red bar in Figure 1-1 represents the agency's FY 2008 baseline. The green bar represents the FY 2020 target reduction. The blue bars represent annual agency progress towards achieving this target. The percentage at the top of each bar represents the reduction or increase from the FY 2008 baseline. A negative percentage value indicates that the emissions have decreased compared to the 2008 baseline.

Figure 1-1 Agency Progress toward Scope 1 & 2 GHG Goals

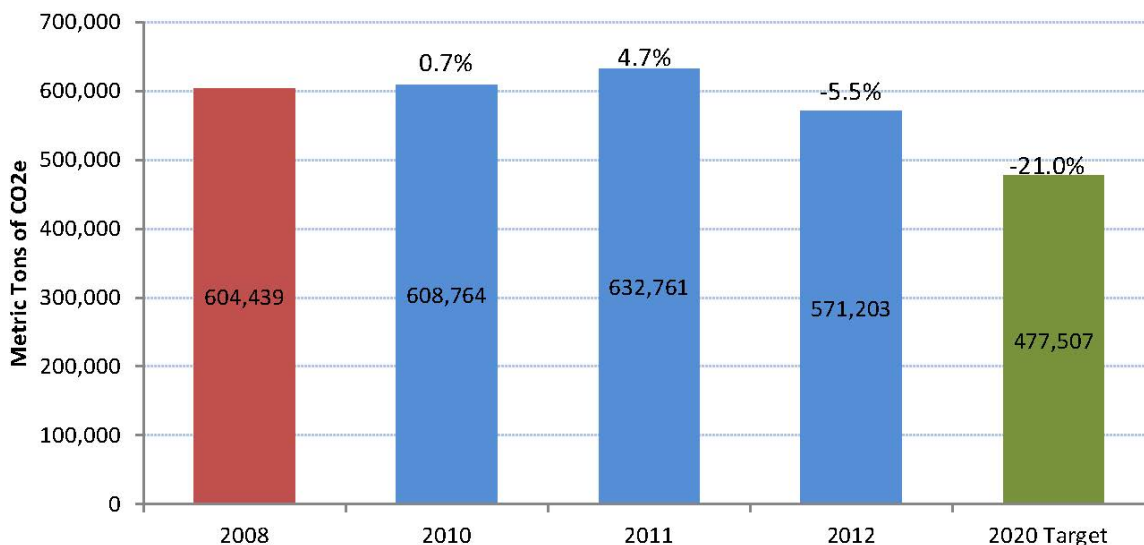


Table 1-1: Goal 1 Strategies - Scope 1 & 2 GHG Reductions

(A) Will the agency implement the following strategies to achieve this goal?	(B) Top 5? Yes/No/NA	(C) Strategy Narrative	(D) Specific targets/metrics to measure strategy success including milestones to be achieved in next 12 months
Use the FEMP GHG emission report to identify/target high emission categories and	Yes	Analyze USDA's 2012 GHG Emissions report to identify high emission sources and implement	(1) By July 31, 2013 - Identify high emission categories within USDA. (2) By August 31, 2013 -

(A) Will the agency implement the following strategies to achieve this goal?	(B) Top 5? Yes/No/NA	(C) Strategy Narrative	(D) Specific targets/metrics to measure strategy success including milestones to be achieved in next 12 months
implement specific actions to resolve high emission areas identified.		actions to mitigate those sources.	Establish green teams to study/research high emission categories. (3) By February 28, 2014 - Develop recommendations for resolving high emission areas. (4) By June 30, 2014 - Implement recommended actions to resolve high emission areas.
Ensure that all major renovations and new building designs are 30% more efficient than applicable code.	Yes	Develop guidelines for incorporating energy efficiency design review into major renovation and new building projects.	(1) By August 31, 2013 - Establish green team to review and evaluate buildings design and renovation process. (2) By March 31, 2014 - Develop energy efficiency design review guidelines.
Implement in EISA 432 covered facilities all lifecycle cost effective ECMs identified.	Yes	Implement lifecycle cost effective energy conservation measures (ECMs) from EISA 432 covered facilities evaluations.	(1) By June 30, 2013 - Conduct energy evaluations on 25 percent of covered facilities and upload data into EISA 432 Compliance Tracking System. (2) By October 31, 2013 - Identify all lifecycle cost effective ECMs. (3) By June 30, 2014 - Implement priority lifecycle cost effective ECMs.
Reduce on-site fossil-fuel consumption by installing more efficient boilers, generators, furnaces, etc. and/or use renewable fuels.	No	Energy-efficient equipment to be installed as part of Strategy #3 above (Implement EISA 432 ECMs).	

(A) Will the agency implement the following strategies to achieve this goal?	(B) Top 5? Yes/No/NA	(C) Strategy Narrative	(D) Specific targets/metrics to measure strategy success including milestones to be achieved in next 12 months
Reduce grid-supplied electricity consumption by improving/upgrading motors, boilers, HVAC, chillers, compressors, lighting, etc.	No	Improving/upgrading equipment and systems to be accomplished as part of Strategy #3 above (Implement EISA 432 ECMs).	
Employ operations and management best practices for energy consuming and emission generating equipment.	Yes	Implement operations and maintenance (O&M) best practices that include parameters for operational efficiency and control of equipment at USDA facilities.	(1) By August 31, 2013 - Establish green team to develop O&M best practice guidelines. (2) By March 31, 2014 - Complete and issue guidelines to USDA agencies.
Install building utility meters and benchmark performance to track energy and continuously optimize performance.	Yes	Update USDA's Utility Metering Guidance and Metering Plan to include energy performance benchmarking and optimization guidelines.	(1) By August 31, 2013 - Establish green team to update Guidance and Plan. (2) By April 30, 2014 - Update Guidance and Plan. (3) Implement Guidance and Plan actions due by June 30, 2014.

E.O. 13514 requires each agency establish a Scope 3 GHG emission reduction target to be achieved by FY 2020. The red bar in Figure 1-2 represents the agency's FY 2008 baseline. The green bar represents the FY 2020 reduction target. The blue bars represent annual agency progress on achieving this target. The percentage at the top of each bar represents the reduction or increase from the FY 2008 baseline. A negative percentage value indicates that the emissions have been decreased compared to the FY 2008 baseline.

Figure 1-2 Agency Progress towards Scope 3 GHG Goal



Table 1-2: Goal 1 Strategies - Scope 3 GHG Reductions

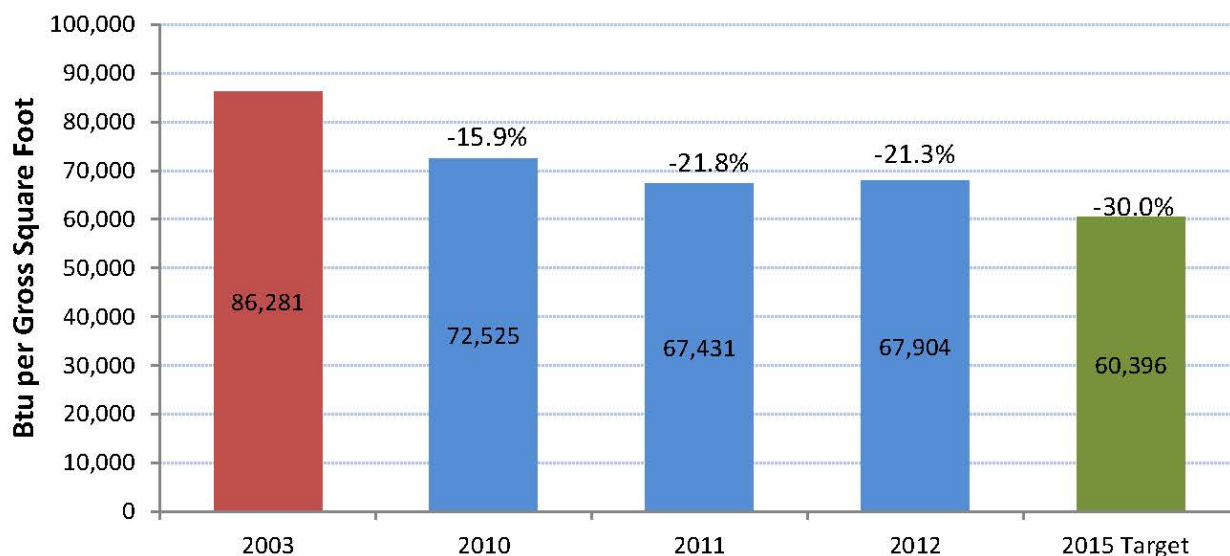
(A) Will the agency implement the following strategies to achieve this goal?	(B) Top 5? Yes/No/NA	(C) Strategy Narrative	(D) Specific targets/metrics to measure strategy success including milestones to be achieved in next 12 months
Reduce employee business ground travel.	Yes	Reduce employee business ground travel by promoting and increasing the use of	Reduce employee ground business travel by 10 percent by September 30,

(A) Will the agency implement the following strategies to achieve this goal?	(B) Top 5? Yes/No/NA	(C) Strategy Narrative	(D) Specific targets/metrics to measure strategy success including milestones to be achieved in next 12 months
		teleconferencing and Webinars for meetings, conferences, seminars and training.	2014 compared to FY 2008 levels.
Reduce employee business air travel.	Yes	Reduce employee business air travel by promoting and increasing the use of teleconferencing and Webinars for meetings, conferences, seminars and training.	Reduce employee air business travel by 10 percent by September 30, 2014 compared to FY 2008 levels.
Develop and deploy employee commuter reduction plan.	Yes	Develop and deploy employee commuter reduction plan.	Develop employee commuter reduction plan by September 30, 2014.
Use employee commuting survey to identify opportunities and strategies for reducing commuter emissions.	Yes	Conduct annual Web-based employee commuting surveys to provide information about commuting patterns and to estimate greenhouse gas (GHG) emissions associated with employee commuting.	Reduce GHG emissions associated with employee commuting by 10 percent by September 30, 2014 compared to FY 2008 levels.
Increase number of employees eligible for telework and/or the total number of days teleworked.	Yes	Continue to promote and increase telework and alternative work schedules.	Increase the number of employees participating in telework and alternative work schedules by 10 percent by September 30, 2014 compared to FY 2008 levels.
Develop and implement bicycle commuter program.	No	A significant portion of USDA employees work in rural areas where bicycle-commuting is not feasible.	
Provide bicycle commuting infrastructure.	No	A significant portion of USDA employees work in rural areas where bicycle-commuting is not feasible.	

Goal 2: Sustainable Buildings

E.O. 13514 Section 2 requires that agencies consider building energy intensity reductions. Further, the Energy Independence and Security Act of 2007 (EISA) requires each agency to reduce energy intensity 30 percent by FY 2015 as compared to the FY 2003 baseline. Agencies are expected to reduce energy intensity by 3 percent annually to meet the goal. The red bar in Figure 2-1 represents the agency's FY 2003 baseline. The green bar represents the FY 2015 target reduction. The blue bars show annual agency progress on achieving this target. The percentage at the top of each bar represents the reduction or increase from the FY 2003 baseline. A negative percentage value indicates that the energy intensity has been decreased compared to the FY 2003 baseline.

Figure 2-1 Agency Progress toward Facility Energy Intensity Reduction Goal



E.O. 13514 requires that by FY 2015, 15 percent of agencies' new, existing, and leased buildings greater than 5,000 square feet meet the Guiding Principles. In order to meet the FY 2015 goal, agencies should have increased the percentage of conforming buildings by approximately 2 percent annually from their FY 2007 baseline. The green bar in Figure 2-2 represents the FY 2015 target. The blue bars represent annual agency progress on achieving this target.

Figure 2-2 Agency Progress toward Total Buildings Meeting the Guiding Principles

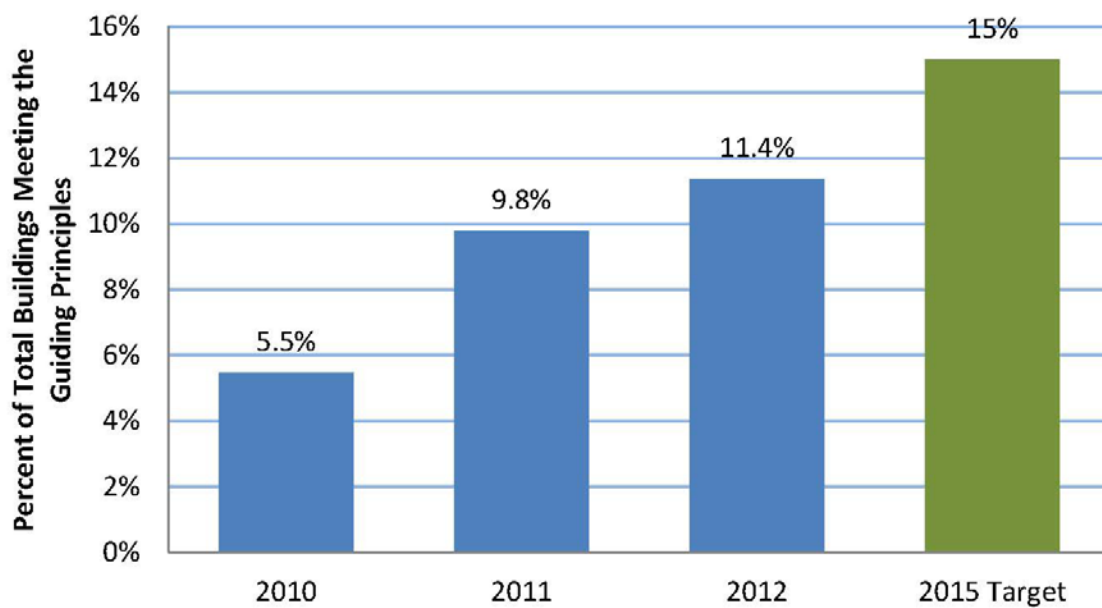


Table 2: Goal 2 Strategies – Sustainable Buildings

(A) Will the agency implement the following strategies to achieve this goal?	(B) Top 5? Yes/No/NA	(C) Strategy Narrative	(D) Specific targets/metrics to measure strategy success including milestones to be achieved in next 12 months
Incorporate green building specifications into all new construction and major renovation projects.	Yes	USDA agencies continue to incorporate green building specifications, including selecting domestic wood and wood products into all new construction and major renovation projects. USDA policy is to use domestically harvested wood products, ideally locally sourced and from National Forest System lands wherever practicable and feasible, as the preferred green building material for all USDA facilities and buildings. This policy is consistent with E.O. 13514 due to the environmental benefits of wood, including reduced energy consumption and reduction of GHGs.	USDA agencies will incorporate green building specifications into 100% of new construction and major renovation projects over the next 12 months, as applicable. The USDA Sustainable Buildings Work Group will initiate a procedure in the first quarter of FY 2014, for implementation by the end of FY 2014.
Redesign or lease interior space to reduce energy use by daylighting, space optimization, sensors/control system installation, etc.	Yes	USDA agencies continue to implement energy conservation measures to reduce energy use by daylighting, space optimization, motion sensors and control system installation, etc.	USDA agencies will use energy reduction practices, and, for all FY 2014 new construction and major renovation projects, as applicable, and for redesigned and leased interior space, implement daylighting, space optimization, and sensors/control system installations, to reduce energy use while optimizing performance.

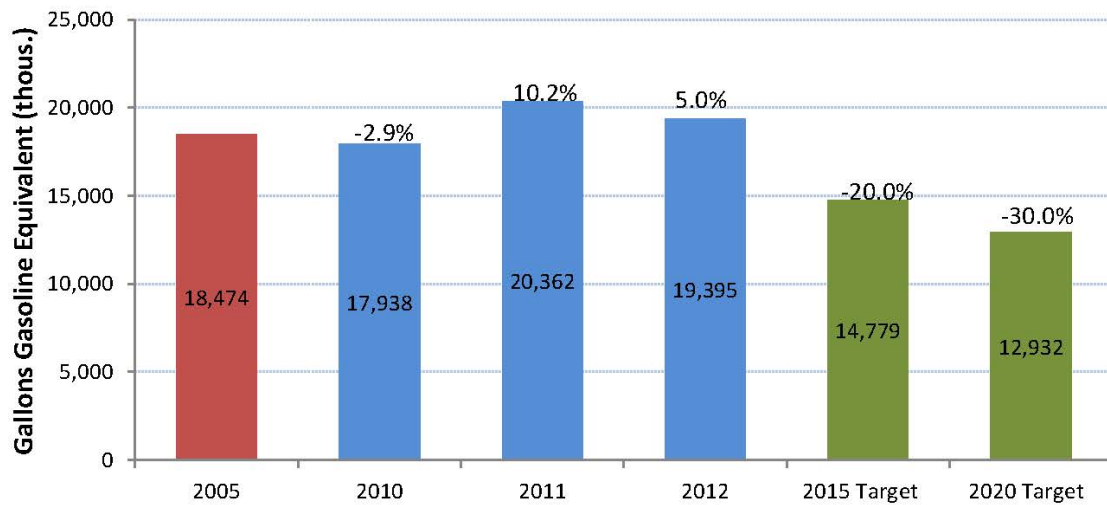
(A) Will the agency implement the following strategies to achieve this goal?	(B) Top 5? Yes/No/NA	(C) Strategy Narrative	(D) Specific targets/metrics to measure strategy success including milestones to be achieved in next 12 months
Deploy CEQ's Implementing Instructions - Sustainable Locations for Federal Facilities.	Yes	USDA continues to incorporate the Principles for Sustainable Federal Location Decisions into both agency policy and the Agriculture Property Management Regulations for sustainable land and lease acquisition regulations. This reflects the department's commitment to locating, siting, planning, operating and maintaining its facilities sustainably.	USDA is deploying CEQ's Implementing Instructions – Sustainable Locations for Federal Facilities. As a collaborative team effort between the areas of Environmental Management and Real Property Management, the team will complete a USDA Property Management Regulation. Finalize and communicate the required policy for agency implementation by the end of FY 2014.
Include in every construction contract all applicable sustainable acquisition requirements for recycled, biobased, energy efficient, and environmentally preferable products.	Yes	USDA agencies employ sustainable acquisition practices, and ensure that every construction contract includes sustainable acquisition requirements for recycled, biobased, energy efficient, and environmentally preferable products. The USDA sustainable acquisition policy includes, for construction, renovation, and alteration projects, specifying locally sourced wood and wood products in building construction and renovation projects, and from National Forest System lands, whenever practicable and feasible. A preference for wood stems from its environmental	USDA agencies will include, in 100% of construction contracts, all sustainable acquisition requirements for recycled, biobased, energy efficient, and environmentally preferable products, as applicable, over the next 12 months.

(A) Will the agency implement the following strategies to achieve this goal?	(B) Top 5? Yes/No/NA	(C) Strategy Narrative	(D) Specific targets/metrics to measure strategy success including milestones to be achieved in next 12 months
		performance.	
Develop and deploy energy and sustainability training for all facility and energy managers.	Yes	USDA continues to identify training requirements and facilitate training for energy and facility managers.	USDA will facilitate energy and sustainability training for at least 25 percent of energy and facility managers by September 30, 2014.
	NA		

Goal 3: Fleet Management

E.O. 13514 and the Energy Independence and Security Act of 2007 (EISA) require that by FY 2015 agencies reduce fleet petroleum use by 20 percent compared to a FY 2005 baseline. Agencies are expected to achieve at least a 2 percent annual reduction and a 30 percent reduction is required by FY 2020. The red bar in Figure 3-1 represents the agency's FY 2005 baseline. The green bars represent the FY 2015 and FY 2020 target reductions. The blue bars represent annual agency progress on achieving these targets. The percentage at the top of each bar represents the reduction or increase from the FY 2005 baseline. A negative percentage indicates a decrease in fleet petroleum use.

Figure 3-1 Agency Progress toward Fleet Petroleum Use Reduction Goal



E.O. 13423 requires that agencies increase total alternative fuel consumption by 10 percent annually from the prior year starting in FY 2005. By FY 2015, agencies must increase alternative fuel use by 159.4 percent, relative to FY 2005. The red bar in Figure 3-2 represents the agency's FY 2005 baseline. The green bar represents the FY 2015 target. The blue bars represent annual agency progress on achieving this target. The percentage at the top of each bar represents the reduction or increase from the FY 2005 baseline. A negative percentage indicates a decrease in fleet alternative fuel use.

Figure 3-2 Agency Progress toward Fleet Alternative Fuel Consumption Goal

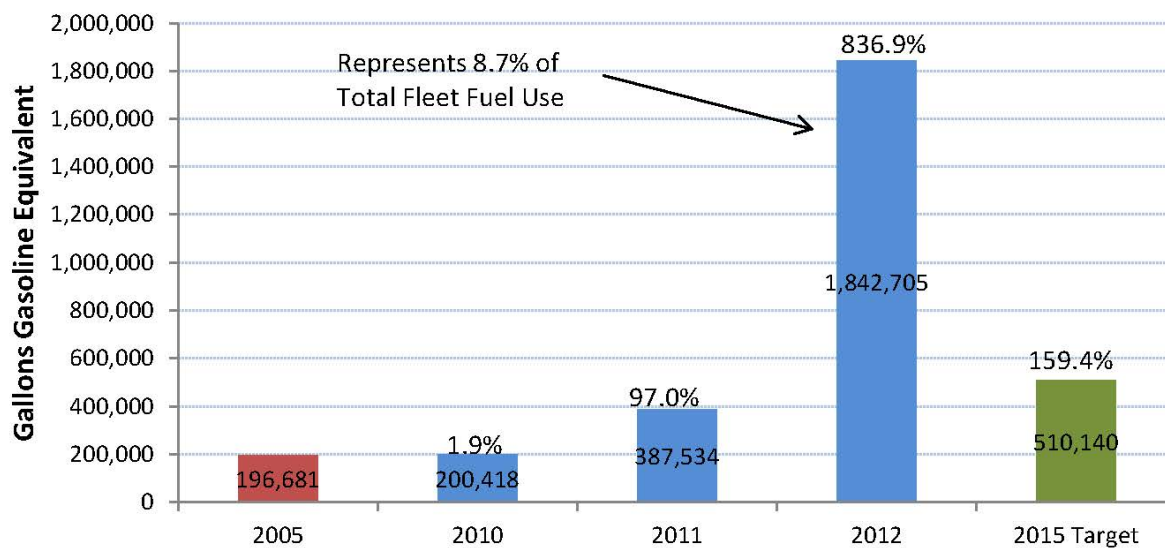


Table 3: Goal 3 Strategies – Fleet Management

(A) Will the agency implement the following strategies to achieve this goal?	(B) Top 5? Yes/No/NA	(C) Strategy Narrative	(D) Specific targets/metrics to measure strategy success including milestones to be achieved in next 12 months
Optimize/Rightsize the composition of the fleet (e.g., reduce vehicle size, eliminate underutilized vehicles, acquire and locate vehicles to match local fuel infrastructure).	Yes	Track and identify low mileage vehicles within the agency for surplus.	1) Identify vehicles with annual mileage below 4,000 threshold for justification to remain in fleet; 2) Begin process to surplus, transfer or relocate unjustified low mileage vehicles by FY 2015; 3) Increase sub-compact sedan inventory by 50 percent by December 31, 2015.
Reduce miles traveled (e.g., share vehicles,	Yes	Establish vehicle sharing and pooling within USDA	1) Develop standard MOU for vehicle sharing for

(A) Will the agency implement the following strategies to achieve this goal?	(B) Top 5? Yes/No/NA	(C) Strategy Narrative	(D) Specific targets/metrics to measure strategy success including milestones to be achieved in next 12 months
improve routing with telematics, eliminate trips, improve scheduling, use shuttles, etc.).		agencies and among co-located offices.	agencies to utilize by FY 2014; 2) Increase the number of vehicles shared and/or in pools by 2 percent by FY 2015.
Acquire only highly fuel-efficient, low greenhouse gas-emitting vehicles and alternative fuel vehicles (AFVs).	Yes	Increase in low GHG sub-compact sedan inventory from the 2005 baseline to the optimal fleet while all other vehicle categories decrease by FY 2015.	1) Increase sub-compact sedan inventory by 50 percent by December 31, 2015; 2) 75% of covered light-duty vehicles acquired are alternatively-fueled vehicles by 2015.
Increase utilization of alternative fuel in dual-fuel vehicles.	Yes	1) Increase utilization of E85 in flex-fuel vehicles; 2) Locate dual-fuel vehicles where they have access to alternative fuel. 3) Utilize General Services Administration (GSA) Fleet Sustainability Dashboard to track fuel consumption in GSA-leased vehicles, identify successes as well as "missed opportunities" to use alternative fuel.	1) Show a 90% increase in E-85 use over FY 2005 by FY 2014; 2) Locate over 50% of dual fuel vehicles within 5 miles of E-85 station by FY 2014; 3) Utilize National Renewable Energy Laboratory (NREL) FleetDash services to identify alternative fueling availability by locale and monitor missed opportunities. Address missed opportunities by office/program unit per month that are higher than 20 percent by FY 2014.
Use a Fleet Management Information System to track fuel consumption throughout the year for agency-owned, GSA-leased, and	Yes	Implement new USDA FMIS.	Implement GSA FedFMS for leased, owned and commercial vehicles by FY 2015.

(A) Will the agency implement the following strategies to achieve this goal?	(B) Top 5? Yes/No/NA	(C) Strategy Narrative	(D) Specific targets/metrics to measure strategy success including milestones to be achieved in next 12 months
commercially-leased vehicles.			
Increase GSA leased vehicles and decrease agency-owned fleet vehicles, when cost effective.	No	Internal assessments have shown that while feasible in some case, GSA leased vehicles are not the optimal or most cost effective choice for the agency's fleet. This is due to the number of USDA vehicles with specialized equipment needs, e.g. emergency fire vehicles, and inspection and law enforcement vehicles. These vehicles are necessary for program delivery nationwide that require offices to place a longer term investment in its vehicles.	

Goal 4: Water Use Efficiency & Management

E.O. 13514 requires agencies to reduce potable water intensity by 2 percent annually through FY 2020 compared to an FY 2007 baseline. A 16 percent reduction is required by FY 2015 and a 26 percent reduction is required by FY 2020. The red bar in Figure 4-1 represents the agency's FY 2007 baseline. The green bars represent the FY 2015 and FY 2020 target reductions. The blue bars represent annual agency progress on achieving these targets. The percentage at the top of each bar represents the reduction or increase from the FY 2007 baseline. A negative percentage value indicates that potable water use intensity has decreased compared to the FY 2007 baseline.

Figure 4-1 Agency Progress toward Potable Water Intensity Reduction Goal

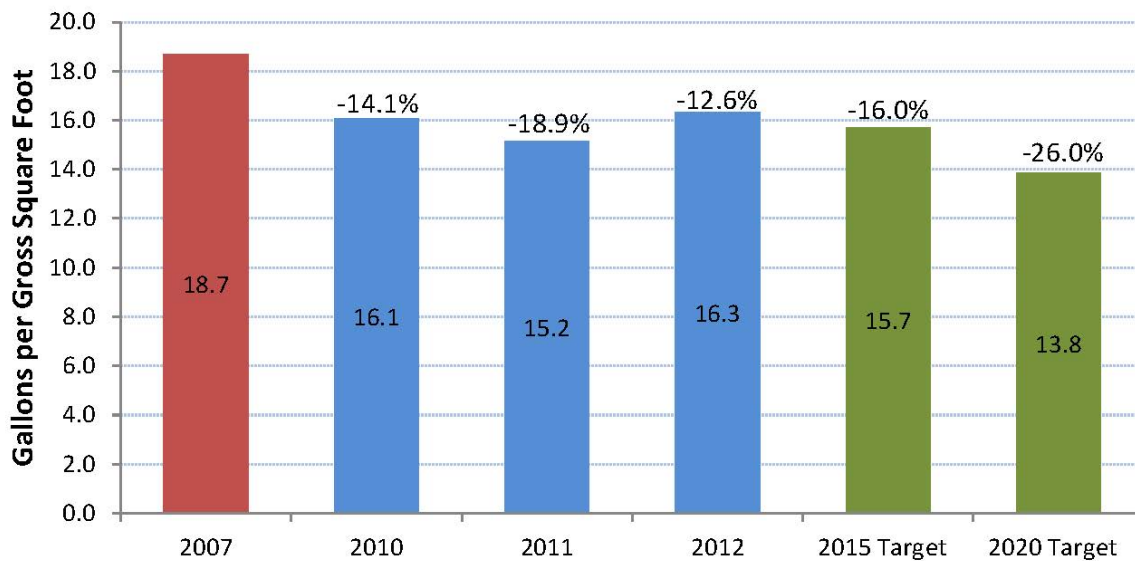


Table 4: Goal 4 Strategies – Water Use Efficiency & Management

(A) Will the agency implement the following strategies to achieve this goal?	(B) Top 5? Yes/No/NA	(C) Strategy Narrative	(D) Specific targets/metrics to measure strategy success including milestones to be achieved in next 12 months
Purchase and install water efficient technologies (e.g., Waterwise, low-flow water fixtures and aeration devices).	Yes	Implement lifecycle cost effective water conservation measures (WCMs) from EISA 432 covered facilities evaluations, including purchasing and installing water efficient technologies (e.g., Waterwise, low-flow water fixtures and aeration devices).	(1) By June 30, 2013 - Conduct water evaluations on 25 percent of covered facilities and upload data into EISA 432 Compliance Tracking System. (2) By October 31, 2013 - Identify all lifecycle cost effective WCMs by October 31, 2013. (3) By June 30, 2014 - Implement priority lifecycle cost effective WCMs.

(A) Will the agency implement the following strategies to achieve this goal?	(B) Top 5? Yes/No/NA	(C) Strategy Narrative	(D) Specific targets/metrics to measure strategy success including milestones to be achieved in next 12 months
Develop and deploy operational controls for leak detection including a distribution system audit, leak detection, and repair programs.	Yes	Implement operations and maintenance (O&M) best practices that include parameters for operational control and maintenance of water systems at USDA facilities.	(1) By August 31, 2013 - Establish green team to develop O&M best practice guidelines. (2) By April 30, 2014 - Complete and issue guidelines to USDA agencies.
Design, install, and maintain landscape to reduce water use.	Yes	Continue to operate USDA's Sustainable Landscape Partnership (SLP) within the National Capital Region (NCR), as well as, expand to regions outside NCR.	(1) By August 31, 2013 - Establish green team to evaluate expanding SLP beyond NCR. (2) By June 30, 2014 - Implement SLP at 2 regions outside NCR.
Design and deploy water closed-loop, capture, recharge, and/or reclamation systems.	Yes	Develop guidelines for incorporating design review of water closed-loop, capture, recharge, and/or reclamation systems into major renovation and new building projects.	(1) By August 31, 2013 - Establish green team to review and evaluate buildings design and renovation process. (2) By March 31, 2014 - Develop water conservation design review guidelines.
Install meters to measure and monitor industrial, landscaping, and agricultural water use.	Yes	Update USDA's Utility Metering Guidance and Metering Plan to include implementation guidelines and actions for industrial, landscaping and, agricultural water use.	(1) By August 31, 2013 - Establish green team to update Guidance and Plan. (2) By April 30, 2014 - Update Guidance and Plan. (3) Implement Guidance and Plan actions due by June 30, 2014.

Goal 5: Pollution Prevention & Waste Reduction

E.O. 13514 requires that Federal agencies promote pollution prevention and eliminate waste. The E.O. requires agencies to minimize the use of toxic and hazardous chemicals and pursue acceptable alternatives. It also requires agencies minimize waste generation through source reduction, increase diversion of compostable materials, and by the end of FY 2015 divert at least 50% of non-hazardous and 50% of construction and demolition debris.

Table 5: Goal 5 Strategies – Pollution Prevention & Waste Reduction

(A) Will the agency implement the following strategies to achieve this goal?	(B) Top 5? Yes/No/NA	(C) Strategy Narrative	(D) Specific targets/metrics to measure strategy success including milestones to be achieved in next 12 months
Eliminate, reduce, or recover refrigerants and other fugitive emissions.	Yes	USDA's policy is to ensure that all Chlorofluorocarbons (CFC) recovery/recycling equipment is certified to EPA standards and venting prohibitions are maintained; to phase out the procurement of ozone-depleting substances (ODS) for non-excepted uses; to maximize the use of safe alternatives to ODS; to ensure that ODS and regulated refrigerants are recovered and recycled, and emissions reduced to the lowest achievable level during the service, maintenance, repair, and disposal of appliances. This policy is codified in Departmental Manual 5600-003, Environmental Pollution Prevention, Control, and Abatement.	By FY 2014 USDA will, (1) phase out all ODS and buy only Significant New Alternative Program-approved substitutes; (2) recover and recycle all refrigerants and; (3) reduce all emissions to the lowest achievable level during the service, maintenance, repair, and disposal of appliances.
Reduce waste generation through	Yes	USDA will continue to practice waste reduction in	USDA achieved 50 percent waste diversion

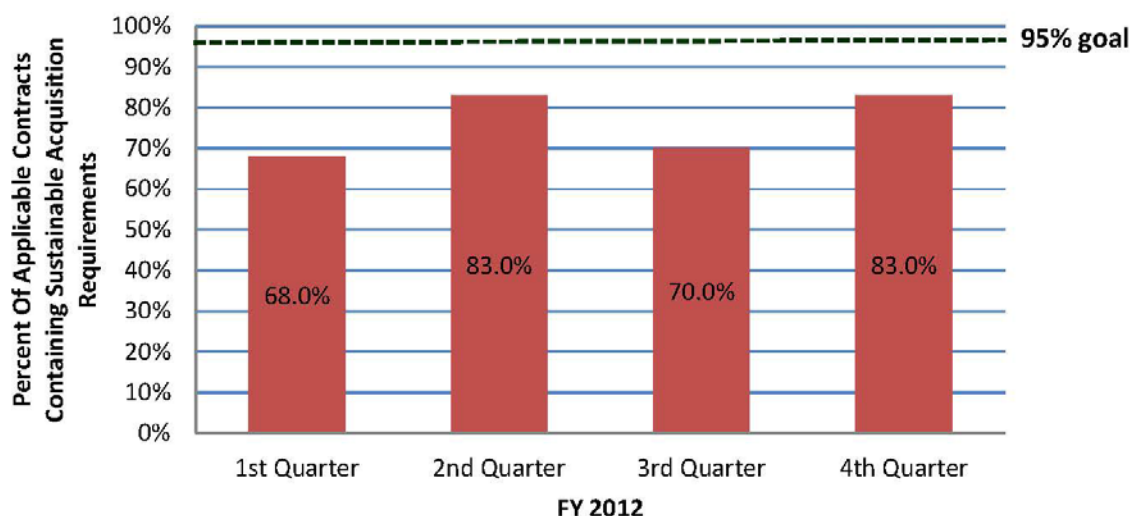
(A) Will the agency implement the following strategies to achieve this goal?	(B) Top 5? Yes/No/NA	(C) Strategy Narrative	(D) Specific targets/metrics to measure strategy success including milestones to be achieved in next 12 months
elimination, source reduction, and recycling.		the following order of priority: source reduction, reuse, recycling, and composting. We will disseminate best practices for accomplishing waste reduction and measure progress through a significant sampling of facilities with contracted solid waste removal.	of non-hazardous solid waste in FY 2012 in buildings that have contracted waste removal services. We plan to increase waste diversion to 55% by FY 2015.
Implement integrated pest management and improved landscape management practices to reduce and eliminate the use of toxic and hazardous chemicals/materials.	Yes	Since all USDA-owned facilities in the National Capital Region already use integrated pest management (IPM) and sustainable landscaping techniques, USDA will promote and implement these practices in USDA-owned buildings throughout the United States. IPM and sustainable landscaping, as well as organic gardening, are part of the People's Garden, the first of which Sec Vilsack and First Lady Michelle Obama inaugurated at USDA HQ, Washington, DC, in FY 2009. The People's Garden Initiative mission is to create a visually inspiring landscape at USDA facilities across the country and showcase environmentally responsible practices.	USDA continues to increase awareness of integrated pest management and beneficial landscaping practices through the People's Garden. From the first People's Garden in FY 2009 there are close to 2,000 in FY 2013, with a projection of 2200 by FY 2014 and 2500 by FY 2015.

(A) Will the agency implement the following strategies to achieve this goal?	(B) Top 5? Yes/No/NA	(C) Strategy Narrative	(D) Specific targets/metrics to measure strategy success including milestones to be achieved in next 12 months
Establish a tracking and reporting system for construction and demolition debris elimination.	Yes	USDA HQ, which has the largest concentration of USDA employees per facility (7500), has established a tracking and reporting system for C&D debris. Small new construction of US Forest Service office buildings track C&D debris as part of their LEED certification. USDA will derive a per capita C&D disposal and recycling amount and extrapolate this figure to the rest of the USDA population in non-leased space.	In FY 2013 and FY 2014 gather more data on C&D debris from buildings around the country. By FY 2014 derive a per capita or square meter C&D waste and recycling generation rate.
Develop/revise Agency Chemicals Inventory Plans and identify and deploy chemical elimination, substitution, and/or management opportunities.	Yes	USDA continues to reduce toxic and hazardous chemicals and materials through strategies such as acquisition of non-toxic alternatives as outlined in the USDA Sustainable Procurement Plan. The USDA Departmental Regulation on Environmental Management includes requirements that focus on pollution prevention including source reduction and product substitution. These regulations integrate the goals of the SSPP including GHG reduction goals into USDA policy.	In FY 2013 and FY 2014 USDA will update Chemicals Inventory Plans for individual facilities, especially laboratories, in order to further reduce toxic and hazardous chemicals and materials. The focus of these updates will be to acquire non-toxic alternatives as toxic or hazardous materials are phased out. We will encourage the use of biobased products wherever those exist as alternatives.

Goal 6: Sustainable Acquisition

E.O. 13514 requires agencies to advance sustainable acquisition and ensure that 95 percent of applicable new contract actions meet federal mandates for acquiring products that are energy efficient, water efficient, biobased, environmentally preferable, non-ozone depleting, recycled content, or are non-toxic or less toxic alternatives, where these products meet performance requirements. To monitor performance, agencies perform quarterly reviews of at least 5 percent of applicable new contract actions to determine if sustainable acquisition requirements are included.

Figure 6-1 Agency Progress toward Sustainable Acquisition Goal



The Federal Procurement Data System (FPDS) is used by federal agencies to record and manage contract actions. On the pie chart below, the blue area in Figure 6-2 represents the total number of contract actions reported by the agency in FPDS in FY 2012 that are "applicable" to the sustainable procurement requirements. Applicable contract actions are new domestic contracts, task and delivery orders, excluding weapons systems and those actions that are unlikely to use biobased products (e.g., research and social development contracts, education and training, social services, and the lease or rental of equipment). The green area represents the total number of applicable contract actions that the agency reported in FPDS as containing biobased product requirements.

Figure 6-2 Federal Procurement Data System Standard Reports on Biopreferred Procurement Actions

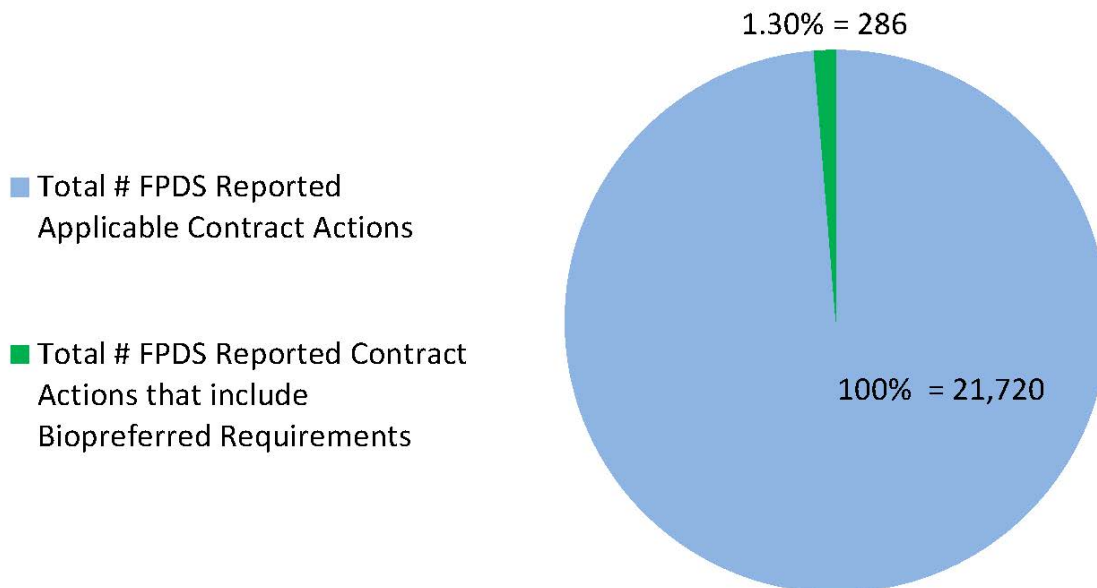


Table 6: Goal 6 Strategies – Sustainable Acquisition

(A) Will the agency implement the following strategies to achieve this goal?	(B) Top 5? Yes/No/NA	(C) Strategy Narrative	(D) Specific targets/metrics to measure strategy success including milestones to be achieved in next 12 months
Update and deploy agency procurement policies and programs to ensure that federally-mandated designated sustainable products are included in all relevant procurements and services.	Yes	USDA will continue to update its Sustainable Procurement Plan and online sustainable acquisition training biannually.	USDA updated its online Sustainable Acquisition Training in FY 2013 and plans to have its Sustainable Procurement Plan updated by FY 2014.
Deploy corrective actions to address identified barriers to increasing sustainable procurements with special emphasis on biobased purchasing.	Yes	USDA will continue to utilize its in-house solicitation review spreadsheet to document corrective actions. We will monitor FPDS sustainability fields during the review process. USDA's online Sustainable Acquisition Training places special emphasis on BioPreferred purchasing, with several slides dedicated to the Presidential Memorandum of February 2012.	In FY 2013 and FY 2014 USDA will reach out to specifiers and contracting staff who we identify in contract reviews to ensure 95% of applicable solicitations have sustainable language. In FY 2013 and FY 2014 we will roll out awareness training on filling out the FPDS sustainability fields through the USDA Green Purchasing Workgroup. By FY 2014 50% of acquisition workforce will have taken online sustainable acquisition training.
Include biobased and other FAR sustainability clauses in all applicable construction and other relevant service contracts.	Yes	USDA will continue to make adjustments to the Integrated Acquisition System (IAS) so that the acquisition workforce fills in the mandatory biobased field correctly (too many are choosing N/A	In FY 2013 and FY 2014, through the Procurement Council, USDA will disseminate instructions on filling out the biobased fields in IAS as well as for identifying biobased products opportunities in the




(A) Will the agency implement the following strategies to achieve this goal?	(B) Top 5? Yes/No/NA	(C) Strategy Narrative	(D) Specific targets/metrics to measure strategy success including milestones to be achieved in next 12 months
		currently.) USDA will monitor the Procurement Forecast for future solicitations that should contain biobased products.	Procurement Forecast.
Review and update agency specifications to include and encourage biobased and other designated green products to enable meeting sustainable acquisition goals.	Yes	USDA completed an initial review in FY 2013 of agencies' written specifications from Agencies that have established them. The results of this review indicate that there were no restrictions against using biobased products and no impediments to using such products in any USDA specifications.	In FY 2013 and FY 2014 USDA will revisit agency-specific product specifications in the agencies that have these specifications where such specifications can mandate the use of sustainable products, including USDA-designated biobased products.
Use Federal Strategic Sourcing Initiatives, such as Blanket Purchase Agreements (BPAs) for office products and imaging equipment, which include sustainable acquisition requirements.	Yes	USDA procured a Department-wide BPA for Managed Print Services in FY 2012. USDA will deploy the BPA to networks outside the network that procured the BPA so that other USDA agencies utilize EPEAT-only devices, reduce the number of pages printed, and lower printing costs. USDA also refreshed a Department-wide BPA in FY 2013 so that it has EPEAT-registered and ENERGY STAR-qualified imaging equipment only.	By FY 2014 two other USDA networks will roll out the Managed Print Services BPA. In FY 2013 and FY 2014 USDA will continue to promote the use of the imaging equipment BPA for procurement of all printers and multifunction devices Department-wide.
Report on sustainability			

(A) Will the agency implement the following strategies to achieve this goal?	(B) Top 5? Yes/No/NA	(C) Strategy Narrative	(D) Specific targets/metrics to measure strategy success including milestones to be achieved in next 12 months
compliance in contractor performance reviews.			




Goal 7: Electronic Stewardship & Data Centers

E.O. 13514 requires agencies to promote electronics stewardship by: ensuring procurement preference for EPEAT-registered products; implementing policies to enable power management, duplex printing, and other energy-efficient features; employing environmentally sound practices with respect to the disposition of electronic products; procuring Energy Star and FEMP designated electronics; and, implementing best management practices for data center operations.




Figure 7-1 Agency Progress toward EPEAT, Power Management & End of Life Goals

EPEAT	POWER MANAGEMENT	END-OF-LIFE	COMMENTS
			

EPEAT:

	95% or more Monitors and PCs/Laptops purchased in FY2012 was EPEAT Compliant Agency-wide
	85-94% or more Monitors and PCs/Laptops purchased in FY2012 was EPEAT Compliant Agency-wide
	84% or less Monitors and PCs/Laptops purchased in FY2012 was EPEAT Compliant Agency-wide

Power Management:

	100% Power Management Enabled Computers, Laptops and Monitors Agency-wide
	90-99% Power Management Enabled Computers, Laptops and Monitors Agency-wide
	89% or less Power Management Enabled Computers, Laptops and Monitors Agency-wide

End-of-Life:




	100% of Electronics at end-of-life disposed through GSA Xcess, CFL, Unicorn or Certified Recycler (R2, E-Stewards)
	100% of Electronics at end-of-life disposed through GSA Xcess, CFL, Unicorn and/or non-Certified Recycler
	Less than 100% of Electronics at end-of-life disposed through GSA Xcess, CFL, Unicorn or non-Certified Recycler

Table 7: Goal 7 Strategies – Electronic Stewardship & Data Centers

(A) Will the agency implement the following strategies to achieve this goal?	(B) Top 5? Yes/No/NA	(C) Strategy Narrative	(D) Specific targets/metrics to measure strategy success including milestones to be achieved in next 12 months
Identify agency "Core" and "Non-Core" Data Centers.	No	USDA identified 4 core data centers, which we call "Enterprise Data Centers (EDCs)," in FY 2010. USDA reconfirmed this designation with OMB in FY2013 based on OMB's core data center selection criteria. USDA has also identified 16 non-core data centers.	
Consolidate 40% of agency Non-Core Data Centers.	Yes	USDA plans to continue consolidating individual data centers to EDC's and non-core data centers in the timeline laid out in our Federal Data Center Consolidation Initiative Plan.	Out of the 32 agencies and offices in USDA, 17 have consolidated to core data centers, 12 are underway, and 3 remain to start the consolidation process. USDA has gone from 95 data centers in FY 2010 to 2183 in FY 2013. This increase is due to OMB requesting that USDA list each county office location separately rather than combining them as one entry. By FY15 USDA expects to consolidate to 20 data center locations (4 core data centers and 16 non-core data centers).
Optimize agency Core Data Centers across total cost of ownership (TCO) metrics.	Yes	While USDA believes that the TCO models estimated costs are conservatively high and the estimated savings are optimistically	Using the TCO method, USDA estimates total savings/cost avoidance of \$33 million in FY 2013, \$67 million in FY 2014,

(A) Will the agency implement the following strategies to achieve this goal?	(B) Top 5? Yes/No/NA	(C) Strategy Narrative	(D) Specific targets/metrics to measure strategy success including milestones to be achieved in next 12 months
		high the net after 5 years aligns with the USDA Independent Government Cost Estimate.	and \$112 million in FY 2015.
Ensure that power management, duplex printing, and other energy efficiency or environmentally preferable options and features are enabled on all eligible electronics and monitor compliance.	Yes	OCIO will continue to monitor and enforce computer power management using the BigFix app; individual agencies will undertake actual implementation. OCIO will continue to promote the Managed Printing Services (MPS) BPA, which defaults multi-function devices (MFD) to duplex printing and monochrome ink. In MPS, employees must retrieve their print job at the MFD with the option to cancel the job, thereby reducing number of pages printed.	USDA expects 75% computer power management activation in 2013, with full implementation by the end of 2014. USDA has several network service providers for the 120,000 end users. The largest service provider (50,000 end users) procured the Managed Print Service (MPS) BPA and has rolled out MPS, which it expects half the offices to deploy by FY 2014. Other service providers expect to begin implementation in FY 2013 since the BPA is available Department-wide.
Update and deploy policies to use environmentally sound practices for disposition of all agency excess or surplus electronic products, including use of certified eSteward and/or R2 electronic recyclers, and monitor compliance.	Yes	USDA handles all excess and surplus property nationwide through the Federal Management Regulation. However, remote locations, such as Alaska, have struggled to find recyclers for abandoned electronics. To overcome this difficulty, USDA signed the Postal Service MOU in FY 2013 so that remote locations	USDA will triple the number of MOU users by FY 2014.

(A) Will the agency implement the following strategies to achieve this goal?	(B) Top 5? Yes/No/NA	(C) Strategy Narrative	(D) Specific targets/metrics to measure strategy success including milestones to be achieved in next 12 months
		may recycle surplus electronics. Several remote locations have already made or scheduled USPS pickups.	
Ensure acquisition of 95% EPEAT registered and 100% of ENERGY STAR qualified and FEMP designated electronic office products.	Yes	USDA has already achieved 95% purchase of EPEAT and ENERGY STAR computers and monitors through use of agency blanket purchase agreements. The same BPA has EPEAT-only imaging equipment, but procurement of printers and multifunction devices is not as centralized as computers.	In FY 2013 and FY 2014 USDA will roll out an awareness campaign so that, by FY 2014, USDA achieves 95% compliance with procurement of printers and multifunction devices using the imaging equipment BPA or leases 95% compliant equipment through the managed print service BPA.

Goal 8: Renewable Energy

E.O. 13514 requires that agencies increase use of renewable energy. Further, EPACT 2005 requires agencies to increase renewable energy use such that 7.5 percent of the agency's total electricity consumption is generated by renewable energy sources for FY 2013 and beyond. For FY 2012, the required target was 5 percent of an agency's total electricity consumption.

Figure 8-1 Agency Renewable Energy Percentage of Total Electricity Usage

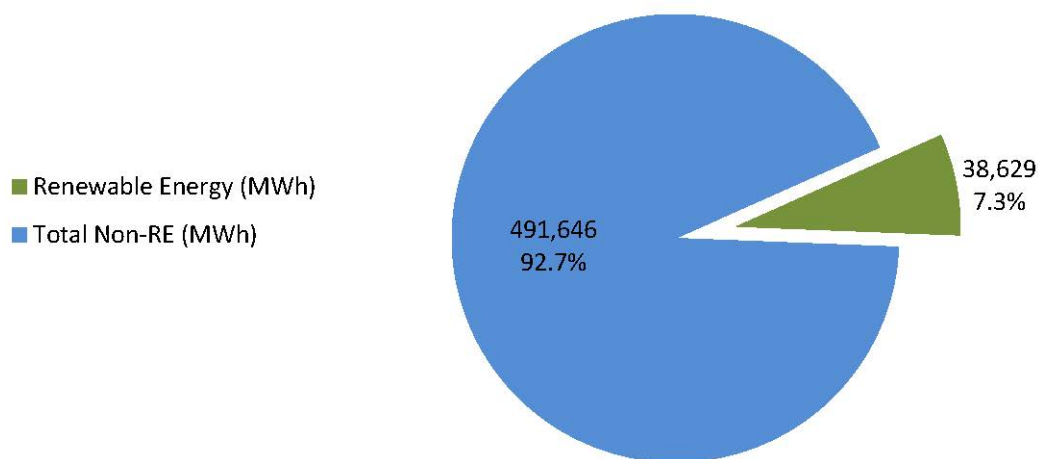


Table 8: Goal 8 Strategies – Renewable Energy

(A) Will the agency implement the following strategies to achieve this goal?	(B) Top 5? Yes/No/NA	(C) Strategy Narrative	(D) Specific targets/metrics to measure strategy success including milestones to be achieved in next 12 months
Purchase renewable energy directly or through Renewable Energy Credits	Yes	Continue to transition from traditional sources of electricity generation by increasing purchases	By September 30, 2013 - Purchase green power and/or RECs equivalent to 7.5 percent of USDA's total FY 2013

(A) Will the agency implement the following strategies to achieve this goal?	(B) Top 5? Yes/No/NA	(C) Strategy Narrative	(D) Specific targets/metrics to measure strategy success including milestones to be achieved in next 12 months
(RECs).		of renewable energy.	electricity use.
Install onsite renewable energy on federal sites.	Yes	Continue to transition from traditional sources of electricity generation by increasing the number of onsite renewable energy systems at USDA facilities.	(1) By August 31, 2013 - Establish green teams to study/research potential onsite renewable energy projects. (2) By March 31, 2014 - Identify potential USDA facilities for installing new renewable energy systems. (3) By December 31, 2014 – Install three new renewable energy systems at USDA facilities.
Lease land for renewable energy infrastructure.	Yes	Continue to transition from traditional sources of electricity generation by increasing the number of sites that USDA leases for renewable energy systems.	(1) By August 31, 2013 - Establish green teams research potential USDA sites for leasing. (2) By January 31, 2014 - Identify potential USDA sites for leasing. (3) By December 31, 2014 – Lease one USDA site for renewable energy systems.
Develop biomass capacity for energy generation.	Yes	USDA will continue to promote the procurement of renewable energy originating from agricultural sources/rural America.	(1) By June 30, 2014 – develop options for specifying REC purchases from agricultural sources/rural America. (2) By September 30, 2014 - purchase green power and/or RECs originating from agricultural sources/rural America (if available) equivalent to one percent of USDA’s total FY 2014 electricity use.
Utilize performance contracting methodologies for implementing ECMs and	Yes	Utilize performance contracting and other alternate financing mechanisms for implementation of renewable energy	(1) By September 30, 2013 – Identify and review all renewable energy (RE) measures from EISA 432 evaluations and performance contract audits. (2) By March

(A) Will the agency implement the following strategies to achieve this goal?	(B) Top 5? Yes/No/NA	(C) Strategy Narrative	(D) Specific targets/metrics to measure strategy success including milestones to be achieved in next 12 months
increasing renewable energy.		systems at USDA facilities.	31, 2014 - Prioritize RE measures. (3) By December 31, 2014 – Install three new renewable energy systems at USDA facilities.
Work with other agencies to create volume discount incentives for increased renewable energy purchases.	No	Via strategies #1 and #4 above, volume discount incentives are (will be) realized through the purchase of renewable energy and RECs through GSA and the Defense Logistics Agency (DLA).	

Goal 9: Climate Change Resilience

E.O. 13514 requires each agency to evaluate agency climate change risks and vulnerabilities to identify and manage the effects of climate change on the agency's operations and mission in both the short and long term.

Table 9: Goal 9 Strategies – Climate Change Resilience

(A) Will the agency implement the following strategies to achieve this goal?	(B) Yes/No/NA	(C) Strategy Narrative	(D) Specific targets/metrics to measure strategy success including milestones to be achieved in next 12 months
Ensure climate change adaptation is integrated into both agency-wide and regional planning efforts, in coordination with other Federal agencies as well as state and local partners, Tribal governments, and private stakeholders.	Yes	USDA agencies will continue to carry out elements of their Agency Adaptation Plans. The USDA Climate Change Adaptation Plan will be revised in FY 2014 to reflect public comments and to report on progress.	New plan will report on progress in implementing actions in Fall FY 2014.
Update agency emergency response procedures and protocols to account for projected climate change, including extreme weather events.	No		
Ensure workforce protocols and policies reflect projected human health and safety impacts of climate change.	No		
Update agency external programs and policies (including grants, loans, technical assistance, etc.) to incentivize planning for, and addressing the impacts of, climate change.	Yes	USDA will establish a set of seven regional climate change hubs to coordinate climate change adaption education, extension and decision support to stakeholders.	Seven Hubs will be identified and announced in FY 2014.
Ensure agency principals demonstrate commitment to	Yes	Secretary issued a Departmental Regulation	Department and sub-agencies have been

(A) Will the agency implement the following strategies to achieve this goal?	(B) Yes/No/NA	(C) Strategy Narrative	(D) Specific targets/metrics to measure strategy success including milestones to be achieved in next 12 months
adaptation efforts through internal communications and policies.		on Climate Change Adaptation - no additional updates are anticipated in FY 2014.	systematically completing actions required by this regulation in a timely manner.
Identify vulnerable communities that are served by agency mission and are potentially impacted by climate change and identify measures to address those vulnerabilities where possible.	No		
Ensure that agency climate adaptation and resilience policies and programs reflect best available current climate change science, updated as necessary	Yes	The USDA Climate Change Adaption Plan will be revised in FY 2014 to reflect public comments and to report on progress.	New plan will be issued in Fall FY 2014.
Design and construct new or modify/manage existing agency facilities and/or infrastructure to account for the potential impacts of projected climate change.	No		
Incorporate climate preparedness and resilience into planning and implementation guidelines for agency-implemented projects.	Yes	The USDA Climate Change Adaptation Plan will incorporate these factors either in its plan and/or through its sub-agencies' plans where appropriate.	New plans to be issued in Fall FY 2014.